

Precision balance KERN EMB



Entry level laboratory balance with tremendous weighing performance

Features

- **Ready for use:** Batteries included, 9V, operating time approx. 12 h. AUTO-OFF function to preserve the battery, can be switched off
- **Tare function** facilitates formulation work
- **Particularly flat design**
- **Secure and non-slip positioning** with rubber feet

Technical data

- Large LCD display, digit height 15 mm
- Dimensions of weighing plate (plastic)
 - A ø 82 mm
 - B ø 105 mm
 - C ø 150 mm, see larger picture
- Overall dimensions WxDxH 170x240x39 mm
- Net weight approx. 0,5 kg
- Permissible ambient temperature 5°C / 35°C

Options

- **1 Ring-shaped draft shield**, plastic, only for models with weighing plate sizes **A**, KERN EMB-A01
- **2 Stainless steel-weighing plate**, only for models with weighing plate sizes **B**, KERN EMB-A02
- **Mains adapter external** not included, can be reordered, KERN 440-902

STANDARD



OPTION



STANDARD


























OPTION



Model	Weighing range [Max] g	Readout [d] g	Reproducibility g	Linearity g	Weighing plate	Option	
						DKD KERN	DKD Calibr. Certificate
KERN							
EMB 100-3	100	0,001	0,001	± 0,003	A	963-127	
EMB 200-3	200	0,001	0,001	± 0,003	A	963-127	
EMB 200-2	200	0,01	0,01	± 0,02	B	963-127	
EMB 600-2	600	0,01	0,01	± 0,03	B	963-127	
EMB 1000-2	1000	0,01	0,01	± 0,03	C	963-127	
EMB 2000-2	2000	0,01	0,01	± 0,03	C	963-127	
EMB 500-1	500	0,1	0,1	± 0,2	C	963-127	
EMB 1200-1	1200	0,1	0,1	± 0,3	C	963-127	
EMB 3000-1	3000	0,1	0,1	± 0,3	C	963-127	
EMB 6000-1	6000	0,1	0,1	± 0,3	C	963-128	
EMB 2200-0	2200	1	1	± 2	C	963-127	
EMB 5.2K1	5200	1	1	± 3	C	963-128	
EMB 5.2K5	5200	5	5	± 10	C	963-128	

■ New model

KERN Pictograms

 Internal adjusting (CAL): Quick setting of the balance's accuracy with internal adjusting weight (motordriven).	 Adjusting program (CAL): For quick setting of the balance's accuracy. External adjusting weight required.	 Weighing units: Can be switched to e.g. non-metric units at the touch of a key. See balance model. Please refer to KERN's website for more details.
 Rechargeable battery pack: rechargeable set.	 Power supply: integrated in balance. 230V/50Hz in Germany. On request GB, AUS or USA version.	 Mains adapter: 230V/50Hz in standard version for Germany. On request GB, AUS or USA version.
 Battery operation: The battery type is specified for each device.	 Piece counting: Reference quantities selectable. Display can be switched from piece to weight	 Spray and dust protection IPxx The type of protection is shown by the pictogram. For details see the glossary.
 Data interface: The type of interface is shown by the pictogram. See the glossary for further details.	 GLP/ISO record keeping of weighing data with date, time and identification-no. Only with printers from KERN.	 Tare: put back displayed value to "0" during weighing process, e.g. to add or remove weighing material from a container.
 Dynamic weighing: Strong vibrations are filtered out to determine a stable weighing result.	 Stainless steel: the balance is protected against corrosion.	 Warranty: The warranty period is shown in the pictogram.
 Net-total weighing: weight of tare cup and weight of components memorized in two separate stores.	 Suspended weighing: load support with hook on the underside of the balance.	 Verification possible: The time required for verification is specified in the pictogram.
 Percentage determination: Determining the deviation in % from the target value (100%).	 Weighing with tolerance range: Upper and lower limiting can be programmed individually, e.g. dosing/sorting.	 DKD calibration possible: The time required for DKD calibration is specified in the pictogram.
 Package shipment via courier.	 Pallet shipment via freight forwarder.	[DMS] For details on weighing technologies, see the glossary.

Precision is our business

To ensure the high level of precision of your balance, KERN offers the appropriate test weight package for your balance. This consists of the test weight, box and DKD calibration certificate, as proof of its accuracy. The best way to ensure proper balance calibration.

In the extensive KERN test weight range, you will find test weights in the international OIML error limit classes: E1, E2, F1, F2, M1, M2, and M3 with weights from 1 mg to 2000 kg.

The KERN DKD calibration laboratory for electronic balances and weights has been accredited by DKD since 1994 and today is one of the most modern and best-equipped DKD calibration laboratories for balances, test weights and force-measurement in Europe.
(DKD = German Calibration Service)

Thanks to the high level of automation, we can carry out DKD calibration of balances, test weights and force-measuring devices 24 hours a day, 7 days a week.

Range of services:

- DKD calibration of balances with a maximum load of up to 6000 kg
- DKD calibration of weights in the range of 1 mg – 500 kg
- Database supported management of checking equipment and reminder service
- Calibration of force-measuring devices
- DKD calibration certificates in the following languages
D, GB, F, I, E, NL, PL

Do you have questions about your scale, the corresponding test weight or the calibration service? Your KERN specialist dealer will be pleased to assist you.

Your KERN specialist dealer:

KERN – Professional measuring. Measuring technology and testing services from a single source



German Excellence Group
Member